

**SHRI G. H. GOSRANI COMMERCE &  
SHRI D. D. NAGDA BBA COLLEGE - JAMNAGAR.**

---

**Feedback from outgoing students**

Name: ..... Roll no: .....

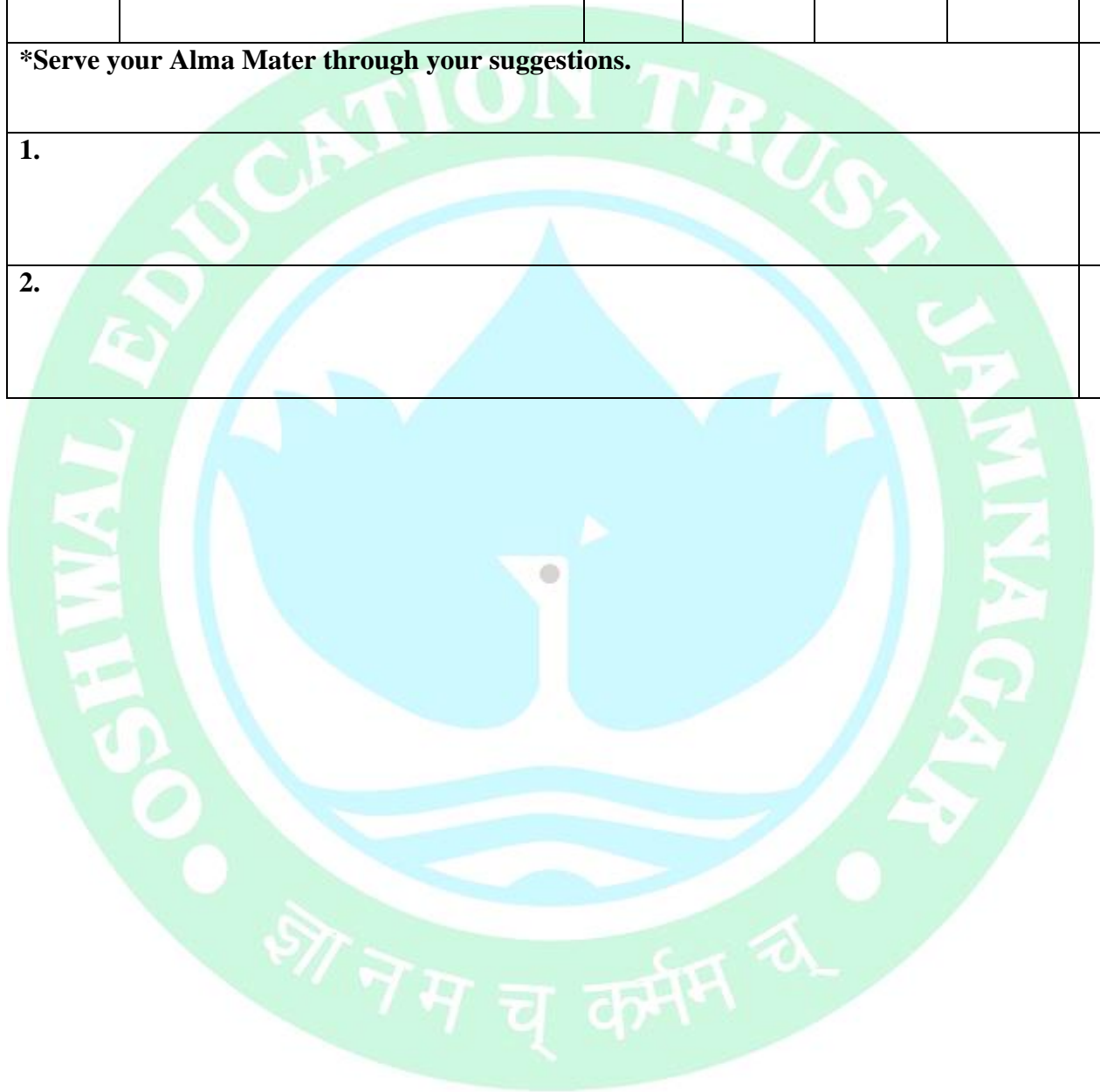
Class: ..... Year: ..... Date : .....

Mob. No.: ..... Email ID.....

S.No	Particulars	Agree	Strongly agree	Neutral	Disagree	Strongly disagree
1	The college's location and infrastructural facilities serve as a good learning center.					
2	The course offered prepares us to do our duties in the work environment. (course means subject)					
3	The college makes good use of technology.					
4	The use of technology has reinforced learning or teaching.					
5	The college provides enough opportunities to ensure an overall development of the student.					
6	The college fulfills its mission through its activities.					
7	There is a healthy relationship between the faculty and the students.					

8	The faculty uses several novel ways to teach and make the lesson interesting and interactive.					
9	The faculty uses ICT, web resources to make teaching effective.					
10	The faculty relates course material with real world situations.					
11	The placement Cell of the college is active.					
12	The syllabi are completed on time.					
13	The Internal Evaluation is conducted in a transparent and appropriate way.					
14	The college helps students in realizing their strengths and developmental needs.					
15	The disciplinary measures help to maintain decorum in the college.					
16	Grievances/problems are solved well in time.					
17	The college takes steps to ensure security of the students in the college.					
18	Drinking water facility and Wash rooms are hygienic and properly maintained.					

19	The college realizes its duty towards the less privileged and conducts several social service activities.					
20	Overall the experience in the college was good.					
<b>*Serve your Alma Mater through your suggestions.</b>						
1.						
2.						



## FEEDBACK OF OUT GOING STUDENTS BBA AND BCOM (2017 - 18)

GHG – DDN College conducted survey of BBA students regarding various amenities provided by GHG – DDN.

Following are list of attributes / variables of amenities which were considered by college

<i>SR NO</i>	<i>PARTICULARS</i>
1	Location
2	Courses offered
3	Technology
4	Teaching - Learning pedagogy
5	Opportunities
6	Activities
7	Relationships with faculty
8	Novels ways to teach
9	Faculty uses ICT
10	Real world situations
11	Placement cells
12	Syllabus completion
13	Internal evaluation
14	Development needs
15	Discipline
16	Problems solved
17	Security
18	Drinking water
19	Social Services activities
20	Overall experience

Students were compelled to give answers in accordance of scaling.

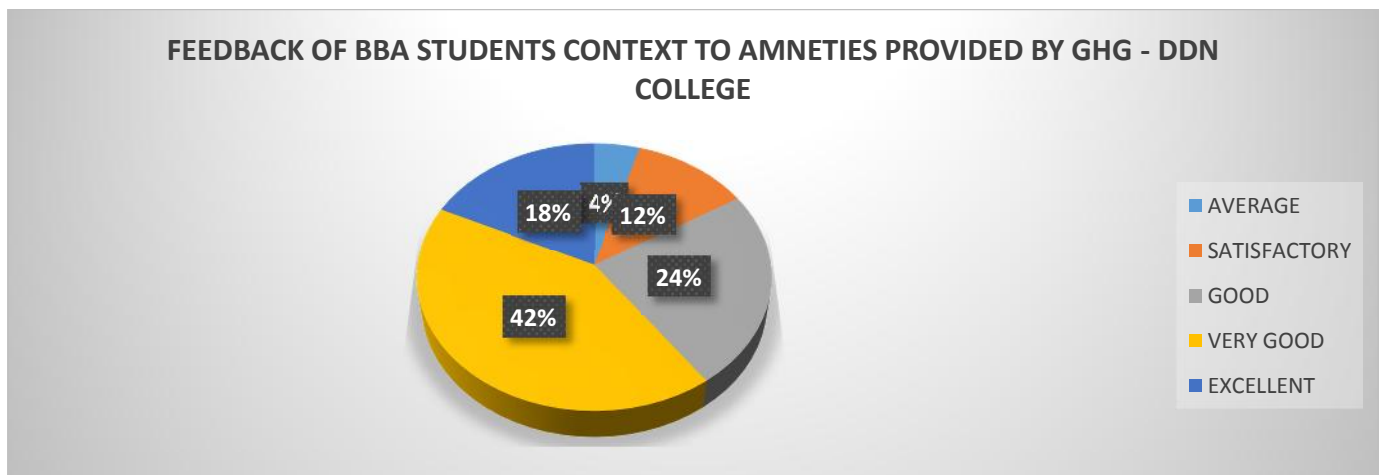
Scaling technique were considered as follows:-

Average	Satisfactory	Good	Very good	Excellent
0	1	2	3	4

Survey of total 290 student was taken into consideration by classifying target population into streams of BCOM and BBA which is as follows:

<i>STREAM</i>	<i>TOTAL NUMBER OF STUDENTS</i>
<b>BCOM</b>	<b>180</b>
<b>BBA</b>	<b>110</b>

## FEEDBACK OF OUT GOING STUDENTS BBA 2017-18



### DATA ANALYSIS AND INTERPRETATION

*The above graph indicates feedback of outgoing BBA students towards facilities provided by college which is as follows:-*

Out of total respondents 4% respondents were in opinion that the facilities provided by college is average

Out of total respondents 12 % respondents were in opinion that facilities provided by college is satisfactory

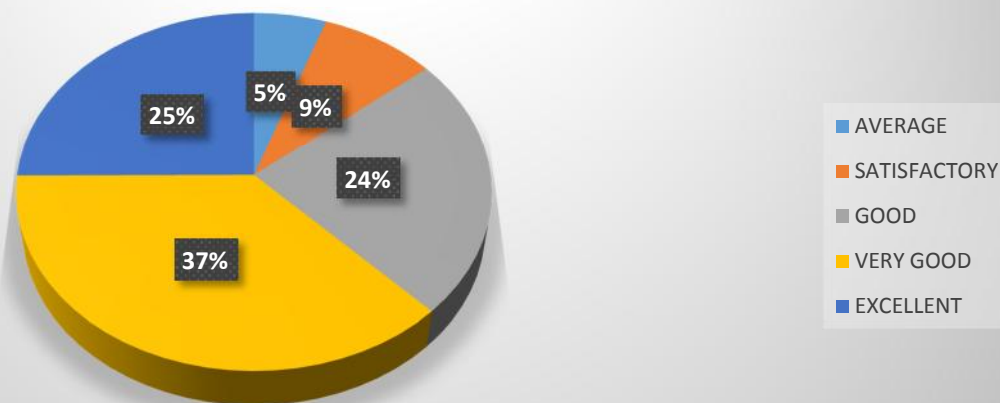
Out of total respondents 24% respondents were in opinion that facilities provided by college is good

Out of total respondents 42% respondents were in opinion that facilities provided by college is very good

Out of total respondents 18 % respondents were in opinion that facilities provided by college is excellent.

## FEEDBACK OF OUT GOING STUDENTS BCOM 2017-18

FEEDBACK OF BCOM STUDENTS CONTEXT TO AMNETIES PROVIDED BY GHG -  
DDN COLLEGE



### DATA ANALYSIS AND INTERPRETATION

*The above graph indicates feedback of outgoing BCOM students towards facilities provided by college which is as follows*

Out of total respondents 5% respondents were in opinion that the facilities provided by college is average

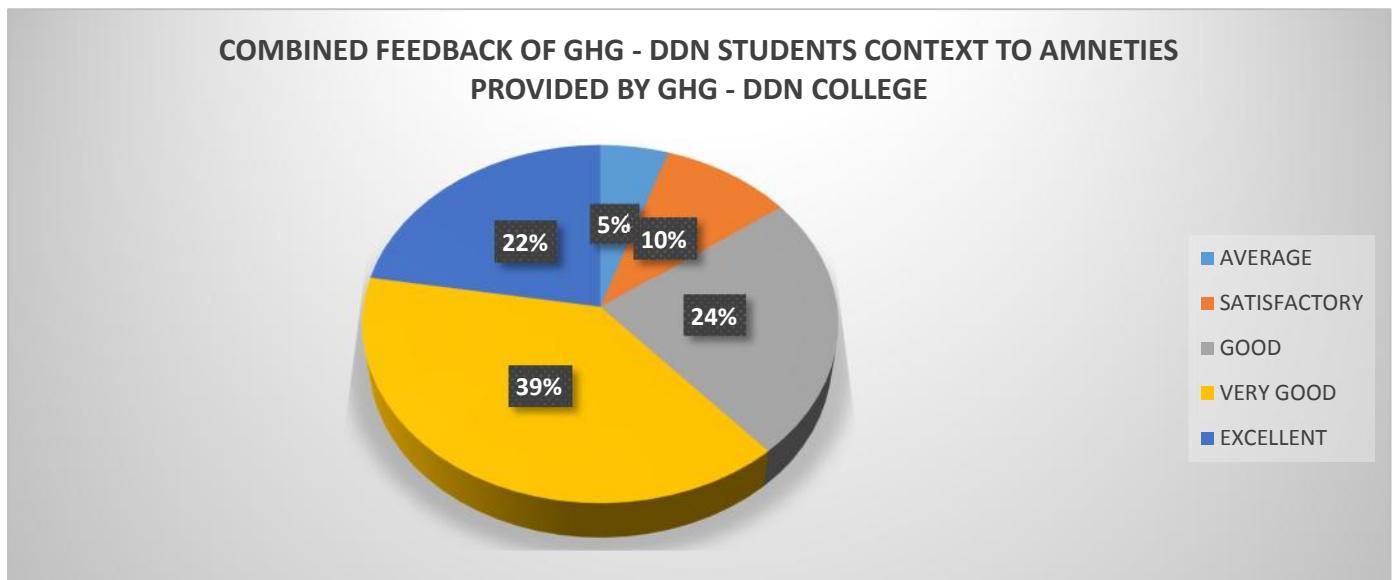
Out of total respondents 9% respondents were in opinion that facilities provided by college is satisfactory

Out of total respondents 24% respondents were in opinion that facilities provided by college is good

Out of total respondents 37% respondents were in opinion that facilities provided by college is very good

Out of total respondents 25 % respondents were in opinion that facilities provided by college is excellent.

## COMBINED FEEDBACK OF OUT GOING GHG -DDN STUDENTS 2017-18



### DATA ANALYSIS AND INTERPRETATION

*The above graph indicates combined feedback of outgoing BCOM students towards facilities provided by college which is as follows*

Out of total respondents 5% respondents were in opinion that the facilities provided by college is average

Out of total respondents 10% respondents were in opinion that facilities provided by college is satisfactory

Out of total respondents 24% respondents were in opinion that facilities provided by college is good

Out of total respondents 39% respondents were in opinion that facilities provided by college is very good

Out of total respondents 22 % respondents were in opinion that facilities provided by college is excellent.